













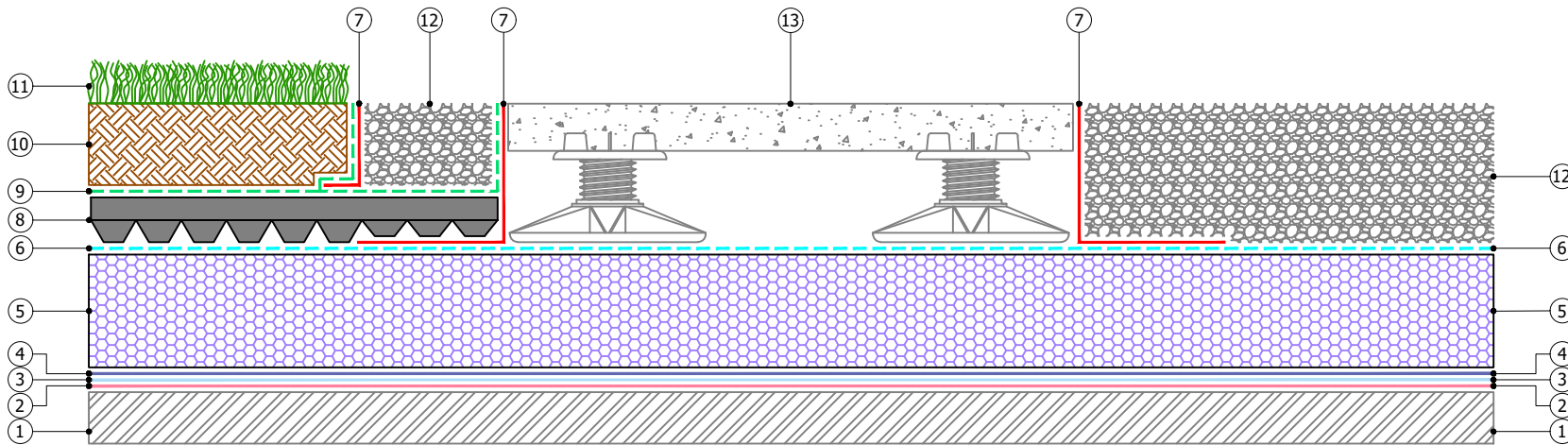


- ①  Substrate
- ②  Timber substrate: **Proteus Pro-Vapour Control/Carrier Membrane SA** and **Proteus Pro-Prime® SA**
- ②  Concrete/Asphalt/Felt substrate: **Proteus Pro-BW® Primer**
- ③  **Proteus Pro-BW® LO Resin** base coat with embedded **Proteus Pro-Force 450** reinforcement
- ④  **Proteus Pro-BW® LO Resin** top coat
- ⑤  **Proteus Pro-Therm Inverted Roof Insulation**
- ⑥  **Proteus Pro-Therm Low-K** separation layer
- ⑦  **Proteus Pro-Living® Drainage Trim**
- ⑧  **Proteus Pro-Living® Drainage Board**
- ⑨  **Proteus Pro-Living® Filter Fleece**
- ⑩  **Proteus Pro-Living® Substrate** (min. 80mm settled depth)
- ⑪  **Proteus Pro-Living® Pre-Grown vegetation blanket, plug plants or cuttings/seeds**
- ⑫  **Gravel ballast** (meeting 2000/553/EC)
- ⑬  Paving slabs on pedestals (by others - meeting 2000/553/EC)



Proteus Waterproofing Ltd.

21a Sirdar Road,
Brook Road Industrial Estate,
Rayleigh, Essex, SS6 7XF

Tel: +44 (0)1268 777871

W: www.proteuswaterproofing.co.uk

E: office@proteuswaterproofing.co.uk

All components are to be prepared and installed in strict accordance with **Proteus Project Specification**

Notes :

This drawing is solely intended to illustrate the correct application of Proteus Waterproofing Ltd's products and systems. All other elements bearing reference to structural and/or thermal design within the detail are shown indicatively and should not be used in whole or part for any aspect of project design without consulting the relevant authorities.















For refurbishment projects, all aspects of the existing roof are deemed to be fully compliant with BS 6229 (Code of practice for flat roofs with continuously supported coverings) or improved upon for instances where these standards are not met.

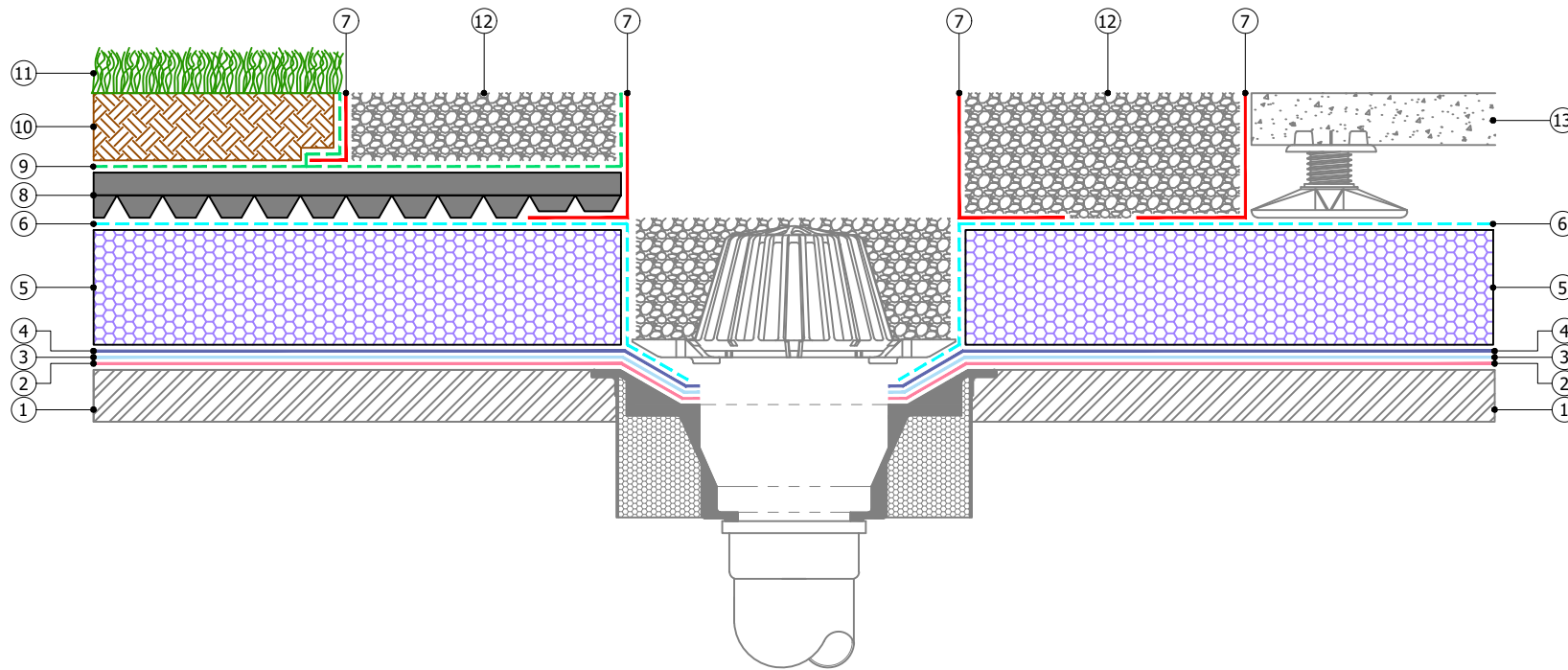
© This drawing is the copyright of Proteus Waterproofing Ltd.

Drawing No.:		Roof Type:
SD_PBWLO_INVERTED_01		Inverted
Description:		
Horizontal Surface		
Scale:	Drawn:	Date:
NTS	W.Harding	18/07/2024

Proteus Pro-BW® LO



- ①  Substrate
- ②  Timber substrate: **Proteus Pro-Vapour Control/Carrier Membrane SA** and **Proteus Pro-Prime® SA**
- ②  Concrete/Asphalt/Felt substrate: **Proteus Pro-BW® Primer**
- ③  **Proteus Pro-BW® LO Resin** base coat with embedded **Proteus Pro-Force 450** reinforcement
- ④  **Proteus Pro-BW® LO Resin** top coat
- ⑤  **Proteus Pro-Therm Inverted Roof Insulation**
- ⑥  **Proteus Pro-Therm Low-K** separation layer
- ⑦  **Proteus Pro-Living® Drainage Trim**
- ⑧  **Proteus Pro-Living® Drainage Board**
- ⑨  **Proteus Pro-Living® Filter Fleece**
- ⑩  **Proteus Pro-Living® Substrate** (min. 80mm settled depth)
- ⑪  **Proteus Pro-Living® Pre-Grown vegetation blanket, plug plants or cuttings/seeds**
- ⑫  **Gravel ballast** (meeting 2000/553/EC)
- ⑬  Paving slabs on pedestals (by others - meeting 2000/553/EC)



Proteus Waterproofing Ltd.

21a Sirdar Road,
Brook Road Industrial Estate,
Rayleigh, Essex, SS6 7XF

Tel: +44 (0)1268 777871

W: www.proteuswaterproofing.co.uk

E: office@proteuswaterproofing.co.uk

All components are to be prepared and installed in strict accordance with **Proteus Project Specification**

Notes :

This drawing is solely intended to illustrate the correct application of Proteus Waterproofing Ltd's products and systems. All other elements bearing reference to structural and/or thermal design within the detail are shown indicatively and should not be used in whole or part for any aspect of project design without consulting the relevant authorities.

















For refurbishment projects, all aspects of the existing roof are deemed to be fully compliant with BS 6229 (Code of practice for flat roofs with continuously supported coverings) or improved upon for instances where these standards are not met.

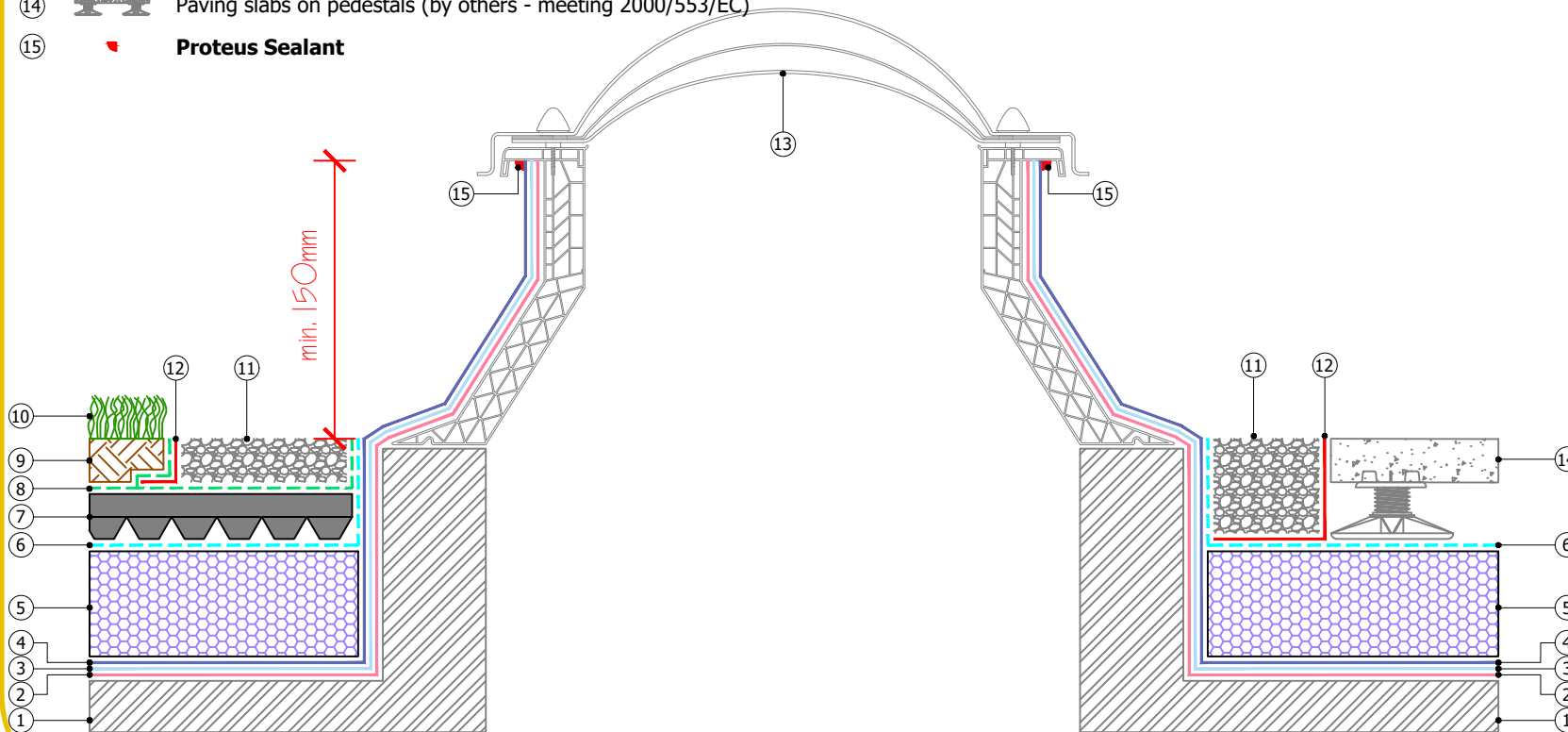
© This drawing is the copyright of Proteus Waterproofing Ltd.

Drawing No.:		Roof Type:
SD_PBWLO_INVERTED_02		Inverted
Description:		
Vertical Rainwater Outlet		
Scale:	Drawn:	Date:
NTS	W.Harding	18/07/2024

Proteus Pro-BW® LO



- ①  Substrate
- ②  Timber substrate: **Proteus Pro-Vapour Control/Carrier Membrane SA** and **Proteus Pro-Prime® SA**
- ②  Concrete/Asphalt/Felt substrate: **Proteus Pro-BW® Primer**
- ③  **Proteus Pro-BW® LO Resin** base coat with embedded **Proteus Pro-Force 450** reinforcement
- ④  **Proteus Pro-BW® LO Resin** top coat
- ⑤  **Proteus Pro-Therm Inverted Roof Insulation**
- ⑥  **Proteus Pro-Therm Low-K** separation layer
- ⑦  **Proteus Pro-Living® Drainage Board**
- ⑧  **Proteus Pro-Living® Filter Fleece**
- ⑨  **Proteus Pro-Living® Substrate** (min. 80mm settled depth)
- ⑩  **Proteus Pro-Living® Pre-Grown vegetation blanket, plug plants or cuttings/seeds**
- ⑪  **Gravel ballast** (meeting 2000/553/EC)
- ⑫  **Proteus Pro-Living® Drainage Trim**
- ⑬  Rooflight/ Roof Access Hatch
- ⑭  Paving slabs on pedestals (by others - meeting 2000/553/EC)
- ⑮  **Proteus Sealant**



Proteus Waterproofing Ltd.

21a Sirdar Road,
Brook Road Industrial Estate,
Rayleigh, Essex, SS6 7XF

Tel: +44 (0)1268 777871

W: www.proteuswaterproofing.co.uk

E: office@proteuswaterproofing.co.uk

All components are to be prepared and installed in strict accordance with **Proteus Project Specification**

Notes :

This drawing is solely intended to illustrate the correct application of Proteus Waterproofing Ltd's products and systems. All other elements bearing reference to structural and/or thermal design within the detail are shown indicatively and should not be used in whole or part for any aspect of project design without consulting the relevant authorities.















For refurbishment projects, all aspects of the existing roof are deemed to be fully compliant with BS 6229 (Code of practice for flat roofs with continuously supported coverings) or improved upon for instances where these standards are not met.

© This drawing is the copyright of Proteus Waterproofing Ltd.

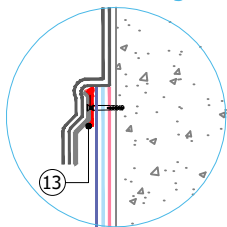
Drawing No.:		Roof Type:
SD_PBWLO_INVERTED_03		Inverted
Description:		
Rooflight / Access Hatch		
Scale:	Drawn:	Date:
NTS	W.Harding	18/07/2024

Proteus Pro-BW® LO



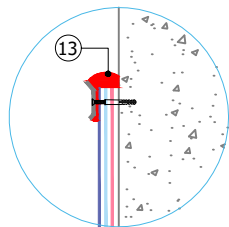
- ①  Substrate
- ②  Timber substrate: **Proteus Pro-Vapour Control/Carrier Membrane SA** and **Proteus Pro-Prime® SA**
- ②  Concrete/Asphalt/Felt substrate: **Proteus Pro-BW® Primer**
- ③  **Proteus Pro-BW® LO Resin** base coat with embedded **Proteus Pro-Force 450** reinforcement
- ④  **Proteus Pro-BW® LO Resin** top coat
- ⑤  **Proteus Pro-Therm Inverted Roof Insulation**
- ⑥  **Proteus Pro-Therm Low-K** separation layer
- ⑦  **Proteus Pro-Living® Drainage Board**
- ⑧  **Proteus Pro-Living® Filter Fleece**
- ⑨  **Proteus Pro-Living® Drainage Trim**
- ⑩  **Proteus Pro-Living® Substrate** (min. 80mm settled depth)
- ⑪  **Proteus Pro-Living® Pre-Grown vegetation blanket, plug plants or cuttings/seeds**
- ⑫  **Gravel ballast** (meeting 2000/553/EC)
- ⑬  **Proteus Sealant**

Wall Coating



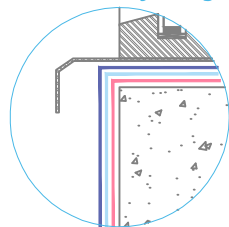
D Mechanically fixed **Proteus Counter Flashing** used as the lower termination position of the specified wall coating

Termination Bar



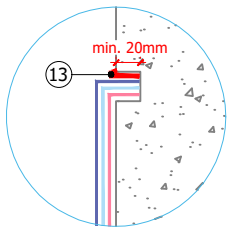
E Waterproofing System terminated with a mechanically fixed **Proteus Termination Bar**, sealed and bedded with **Proteus Sealant**

Threshold/Projecting Sill



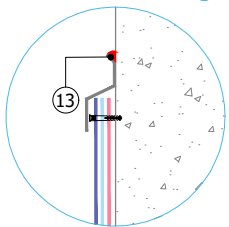
F Waterproofing System terminated tightly at the junction with the projecting sill and sealed with **Proteus Sealant**

Chase



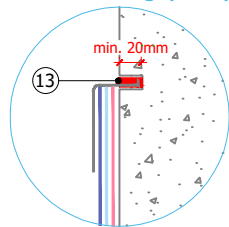
G Waterproofing System terminated in a 25mm x 10mm cleaned and primed pre-cut chase sealed with **Proteus Sealant**

Counter Flashing



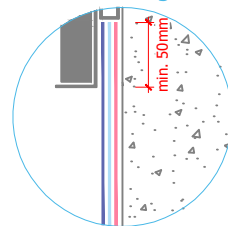
H Waterproofing System terminated with a mechanically fixed **Proteus Counter Flashing**, sealed and bedded with **Proteus Sealant**

Lead Flashing (New)



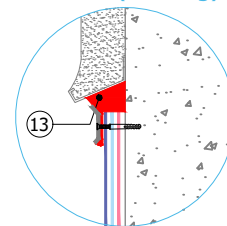
I New Lead Flashings installed in strict accordance with BS 6915 and LSA guidelines

Cladding



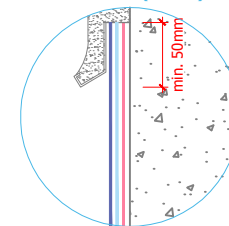
A New vertical cladding installed to provide minimum 50mm weathering lap

Render (Existing)

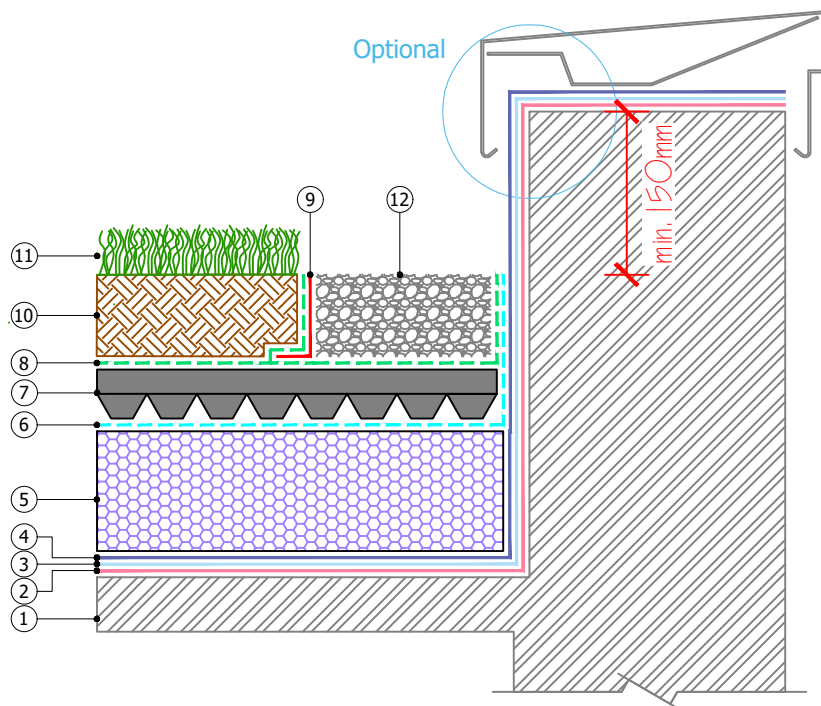


B Seal with a continuous minimum 6mm bead of **Proteus Sealant** following through cure of the System

Render (New)



C Traditional render application with mechanically fixed bell cast/stop bead installed to overlap Waterproofing membrane by minimum 50mm



Proteus Waterproofing Ltd.

21a Sirdar Road,
Brook Road Industrial Estate,
Rayleigh, Essex, SS6 7XF

Tel: +44 (0)1268 777871

W: www.proteuswaterproofing.co.uk

E: office@proteuswaterproofing.co.uk

All components are to be prepared and installed in strict accordance with **Proteus Project Specification**

Notes :

This drawing is solely intended to illustrate the correct application of Proteus Waterproofing Ltd's products and systems. All other elements bearing reference to structural and/or thermal design within the detail are shown indicatively and should not be used in whole or part for any aspect of project design without consulting the relevant authorities.











For refurbishment projects, all aspects of the existing roof are deemed to be fully compliant with BS 6229 (Code of practice for flat roofs with continuously supported coverings) or improved upon for instances where these standards are not met.

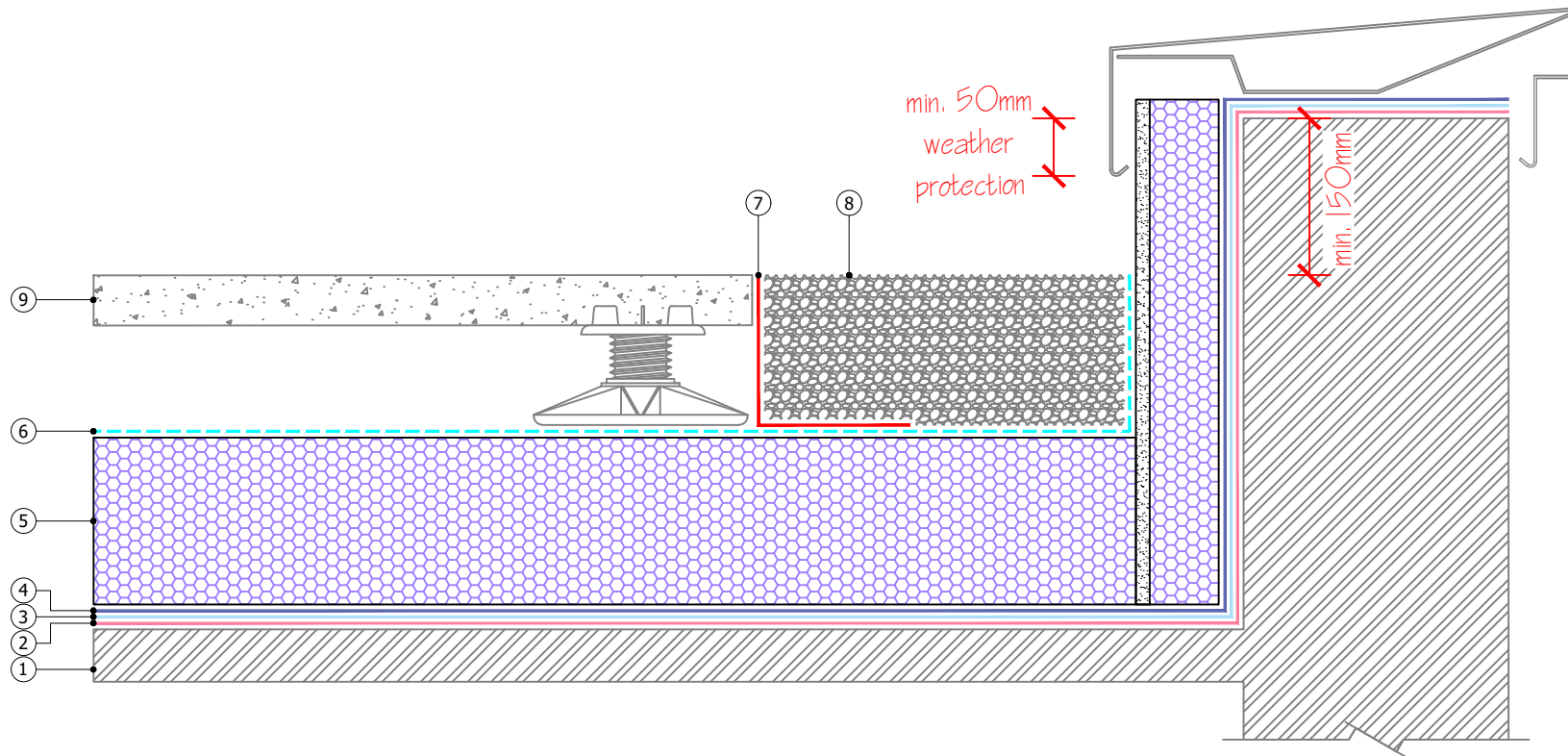
© This drawing is the copyright of Proteus Waterproofing Ltd.

Drawing No.:		Roof Type:
SD_PBWLO_INVERTED_04		Inverted
Description:		
Upstand Terminations		
Scale:	Drawn:	Date:
NTS	W.Harding	17/09/2024

Proteus Pro-BW® LO



- ①  Substrate
- ②  Timber substrate: **Proteus Pro-Vapour Control/Carrier Membrane SA** and **Proteus Pro-Prime® SA**
- ②  Concrete/Asphalt/Felt substrate: **Proteus Pro-BW® Primer**
- ③  **Proteus Pro-BW® LO Resin** base coat with embedded **Proteus Pro-Force 450** reinforcement
- ④  **Proteus Pro-BW® LO Resin** top coat
- ⑤  **Proteus Pro-Therm Inverted Roof Insulation**
- ⑥  **Proteus Pro-Therm Low-K** separation layer
- ⑦  **Proteus Pro-Living® Drainage Trim**
- ⑧  **Gravel ballast** (meeting 2000/553/EC)
- ⑨  Paving slabs on pedestals (by others - meeting 2000/553/EC)



Proteus Waterproofing Ltd.

21a Sirdar Road,
Brook Road Industrial Estate,
Rayleigh, Essex, SS6 7XF

Tel: +44 (0)1268 777871

W: www.proteuswaterproofing.co.uk

E: office@proteuswaterproofing.co.uk

All components are to be prepared and installed in strict accordance with **Proteus Project Specification**

Notes :

This drawing is solely intended to illustrate the correct application of Proteus Waterproofing Ltd's products and systems. All other elements bearing reference to structural and/or thermal design within the detail are shown indicatively and should not be used in whole or part for any aspect of project design without consulting the relevant authorities.











For refurbishment projects, all aspects of the existing roof are deemed to be fully compliant with BS 6229 (Code of practice for flat roofs with continuously supported coverings) or improved upon for instances where these standards are not met.

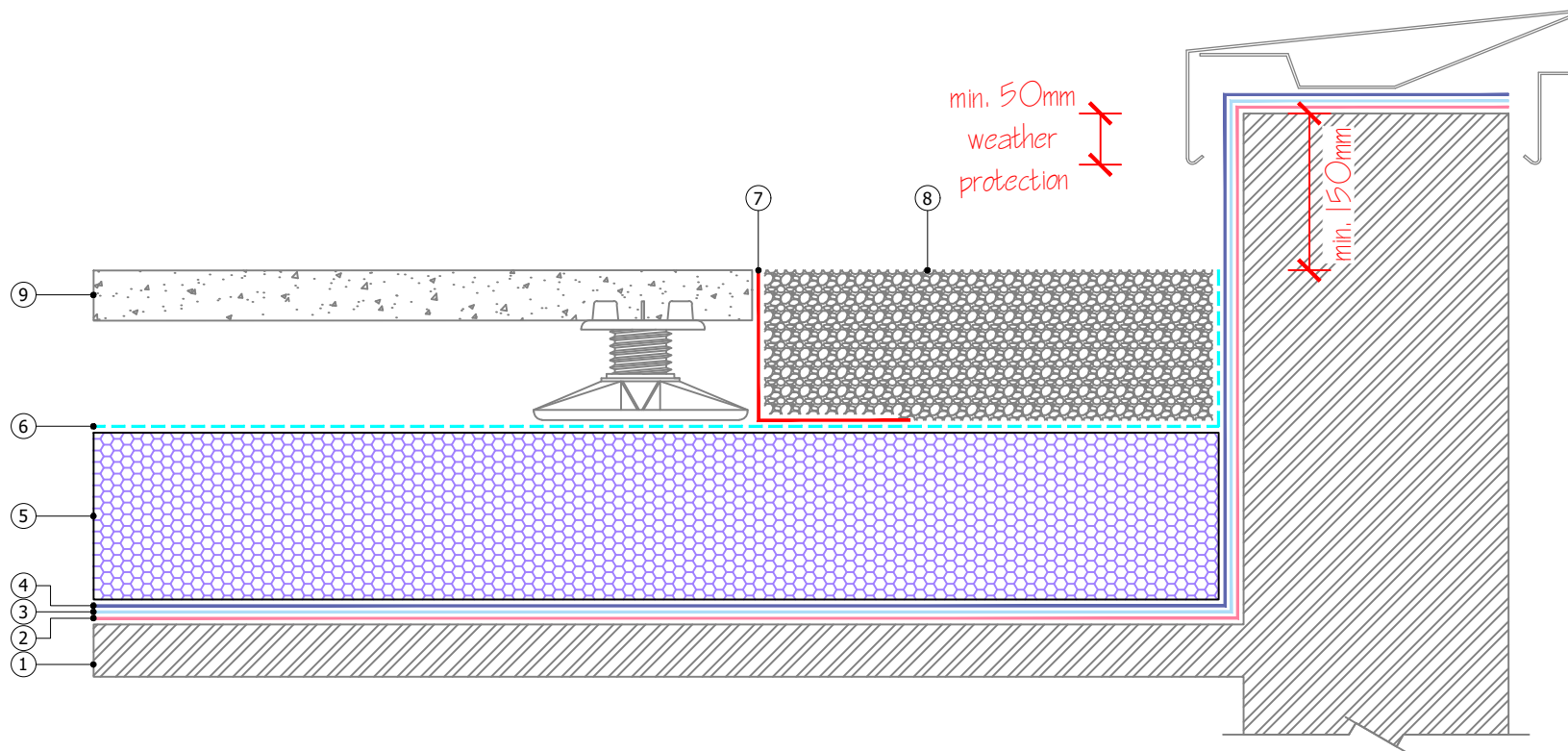
© This drawing is the copyright of Proteus Waterproofing Ltd.

Drawing No.:		Roof Type:
SD_PBWLO_INVERTED_05		Inverted
Description:		
Insulated Parapet - Capping		
Scale:	Drawn:	Date:
NTS	W.Harding	18/07/2024

Proteus Pro-BW® LO



- ①  Substrate
- ②  Timber substrate: **Proteus Pro-Vapour Control/Carrier Membrane SA** and **Proteus Pro-Prime® SA**
- ②  Concrete/Asphalt/Felt substrate: **Proteus Pro-BW® Primer**
- ③  **Proteus Pro-BW® LO Resin** base coat with embedded **Proteus Pro-Force 450** reinforcement
- ④  **Proteus Pro-BW® LO Resin** top coat
- ⑤  **Proteus Pro-Therm Inverted Roof Insulation**
- ⑥  **Proteus Pro-Therm Low-K** separation layer
- ⑦  **Proteus Pro-Living® Drainage Trim**
- ⑧  **Gravel ballast** (meeting 2000/553/EC)
- ⑨  Paving slabs on pedestals (by others - meeting 2000/553/EC)



Proteus Waterproofing Ltd.

21a Sirdar Road,
Brook Road Industrial Estate,
Rayleigh, Essex, SS6 7XF

Tel: +44 (0)1268 777871

W: www.proteuswaterproofing.co.uk

E: office@proteuswaterproofing.co.uk

All components are to be prepared and installed in strict accordance with **Proteus Project Specification**

Notes :

This drawing is solely intended to illustrate the correct application of Proteus Waterproofing Ltd's products and systems. All other elements bearing reference to structural and/or thermal design within the detail are shown indicatively and should not be used in whole or part for any aspect of project design without consulting the relevant authorities.












For refurbishment projects, all aspects of the existing roof are deemed to be fully compliant with BS 6229 (Code of practice for flat roofs with continuously supported coverings) or improved upon for instances where these standards are not met.

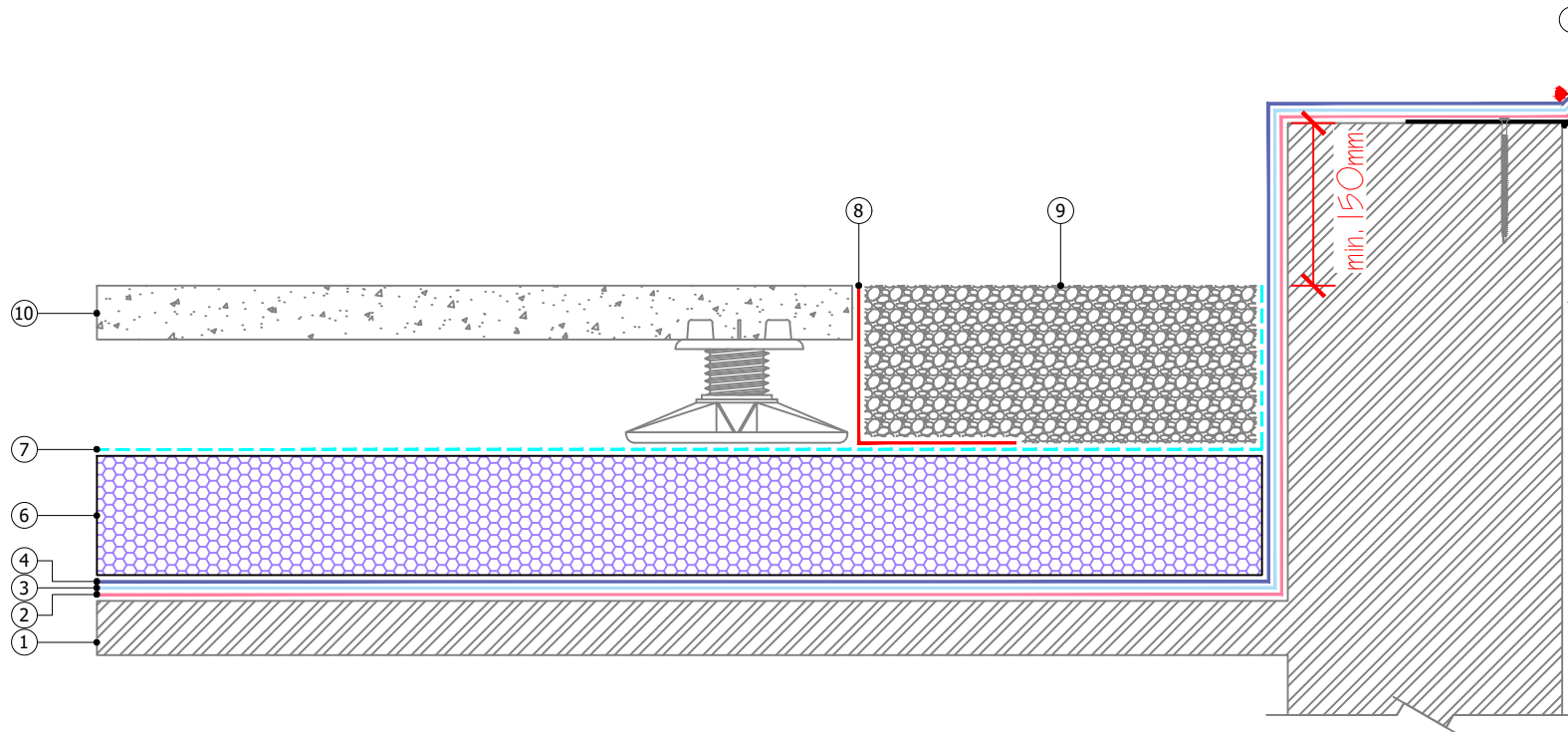
© This drawing is the copyright of Proteus Waterproofing Ltd.

Drawing No.:		Roof Type:
SD_PBWLO_INVERTED_06		Inverted
Description:		
Parapet - Capping		
Scale:	Drawn:	Date:
NTS	W.Harding	18/07/2024

Proteus Pro-BW® LO



- ①  Substrate
- ②  Timber substrate: **Proteus Pro-Vapour Control/Carrier Membrane SA** and **Proteus Pro-Prime® SA**
- ②  Concrete/Asphalt/Felt substrate: **Proteus Pro-BW® Primer**
- ③  **Proteus Pro-BW® LO Resin** base coat with embedded **Proteus Pro-Force 450** reinforcement
- ④  **Proteus Pro-BW® LO Resin** top coat
- ⑤  **GRP Trim** (mechanically fixed) and **Proteus Sealant**
- ⑥  **Proteus Pro-Therm Inverted Roof Insulation**
- ⑦  **Proteus Pro-Therm Low-K** separation layer
- ⑧  **Proteus Pro-Living® Drainage Trim**
- ⑨  **Gravel ballast** (meeting 2000/553/EC)
- ⑩  Paving slabs on pedestals (by others - meeting 2000/553/EC)



Proteus Waterproofing Ltd.

21a Sirdar Road,
Brook Road Industrial Estate,
Rayleigh, Essex, SS6 7XF

Tel: +44 (0)1268 777871

W: www.proteuswaterproofing.co.uk

E: office@proteuswaterproofing.co.uk

All components are to be prepared and installed in strict accordance with **Proteus Project Specification**

Notes :

This drawing is solely intended to illustrate the correct application of Proteus Waterproofing Ltd's products and systems. All other elements bearing reference to structural and/or thermal design within the detail are shown indicatively and should not be used in whole or part for any aspect of project design without consulting the relevant authorities.

For refurbishment projects, all aspects of the existing roof are deemed to be fully compliant with BS 6229 (Code of practice for flat roofs with continuously supported coverings) or improved upon for instances where these standards are not met.

© This drawing is the copyright of Proteus Waterproofing Ltd.











Drawing No.:	Roof Type:
SD_PBWLO_INVERTED_07	Inverted

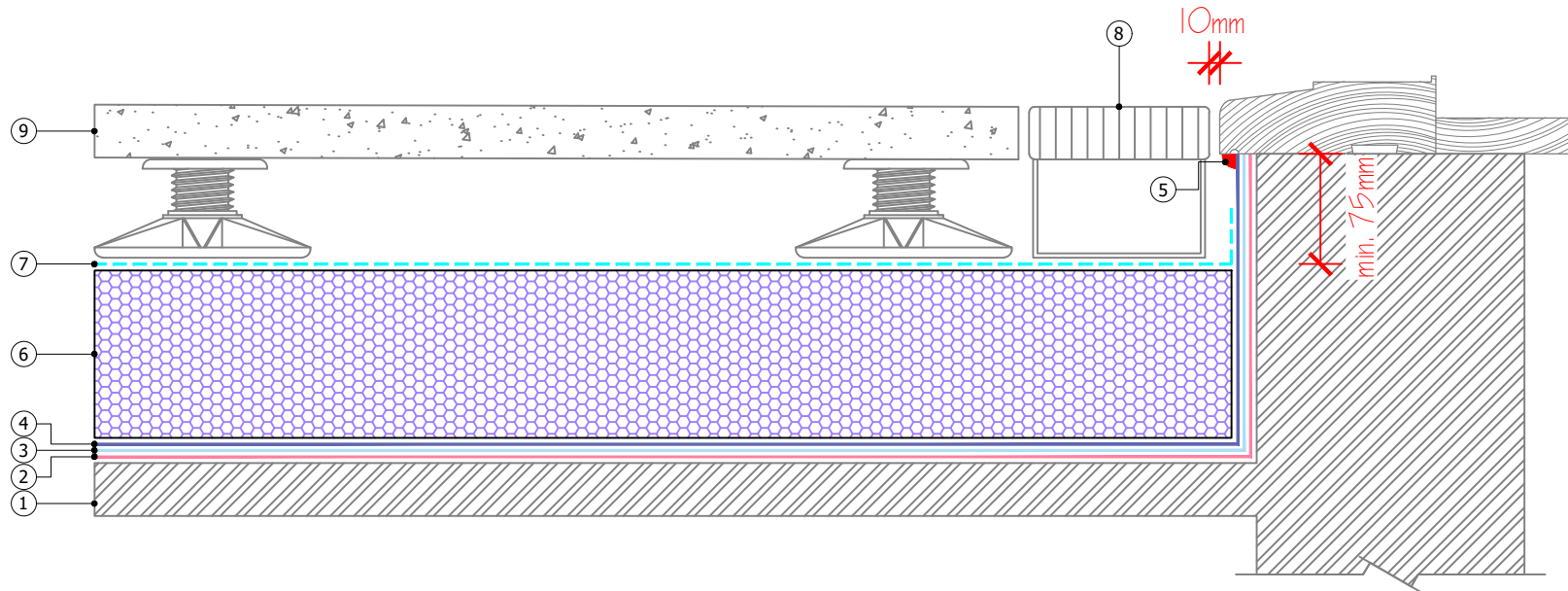
Description:
Parapet - GRP Trim

Scale:	Drawn:	Date:
NTS	W.Harding	18/07/2024

Proteus Pro-BW® LO



- ①  Substrate
- ②  Timber substrate: **Proteus Pro-Vapour Control/Carrier Membrane SA** and **Proteus Pro-Prime® SA**
- ②  Concrete/Asphalt/Felt substrate: **Proteus Pro-BW® Primer**
- ③  **Proteus Pro-BW® LO Resin** base coat with embedded **Proteus Pro-Force 450** reinforcement
- ④  **Proteus Pro-BW® LO Resin** top coat
- ⑤  **Proteus Sealant**
- ⑥  **Proteus Pro-Therm Inverted Roof Insulation**
- ⑦  **Proteus Pro-Therm Low-K** separation layer
- ⑧  Slot drain (by others)
- ⑨  Paving slabs on pedestals (by others - meeting 2000/553/EC)



Proteus Waterproofing Ltd.

21a Sirdar Road,
Brook Road Industrial Estate,
Rayleigh, Essex, SS6 7XF

Tel: +44 (0)1268 777871

W: www.proteuswaterproofing.co.uk

E: office@proteuswaterproofing.co.uk

All components are to be prepared and installed in strict accordance with **Proteus Project Specification**

Notes :

This drawing is solely intended to illustrate the correct application of Proteus Waterproofing Ltd's products and systems. All other elements bearing reference to structural and/or thermal design within the detail are shown indicatively and should not be used in whole or part for any aspect of project design without consulting the relevant authorities.











For refurbishment projects, all aspects of the existing roof are deemed to be fully compliant with BS 6229 (Code of practice for flat roofs with continuously supported coverings) or improved upon for instances where these standards are not met.

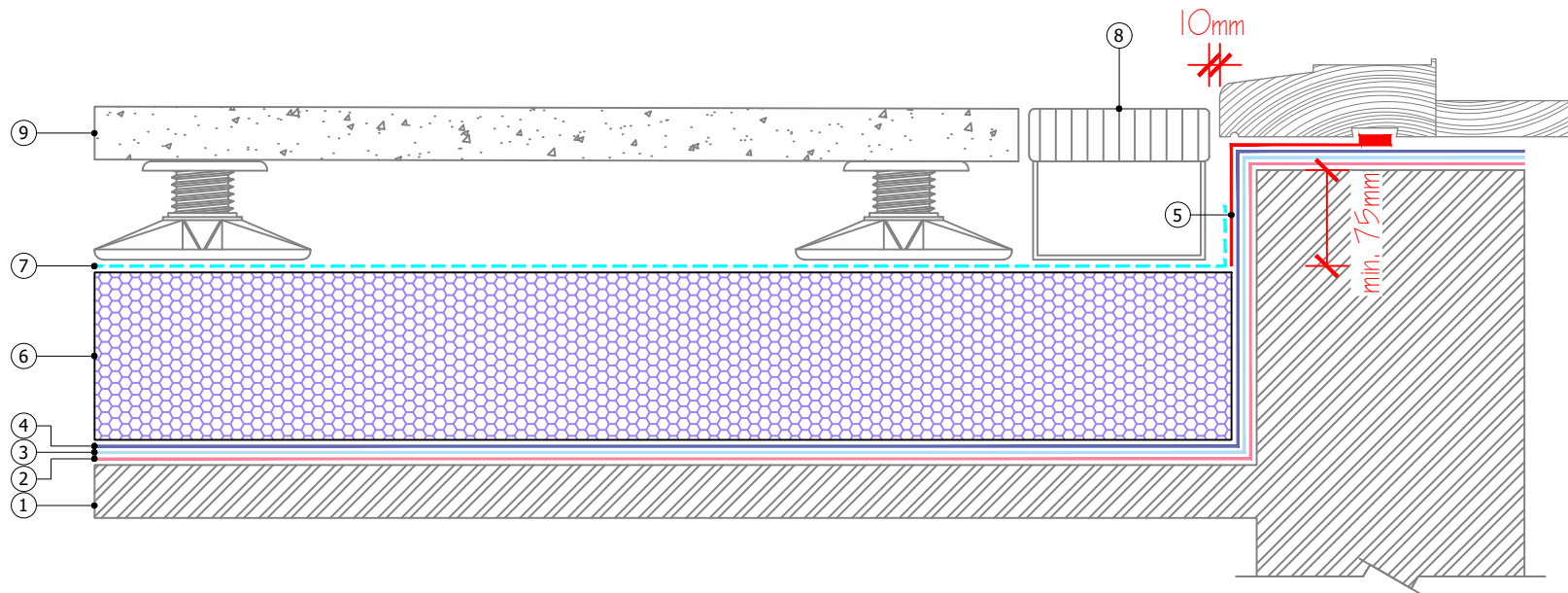
© This drawing is the copyright of Proteus Waterproofing Ltd.

Drawing No.:		Roof Type:
SD_PBWLO_INVERTED_08		Inverted
Description:		
Level Threshold (Existing) - Sealant		
Scale:	Drawn:	Date:
NTS	W.Harding	18/07/2024

Proteus Pro-BW® LO



- ①  Substrate
- ②  Timber substrate: **Proteus Pro-Vapour Control/Carrier Membrane SA** and **Proteus Pro-Prime® SA**
- ②  Concrete/Asphalt/Felt substrate: **Proteus Pro-BW® Primer**
- ③  **Proteus Pro-BW® LO Resin** base coat with embedded **Proteus Pro-Force 450** reinforcement
- ④  **Proteus Pro-BW® LO Resin** top coat
- ⑤  EPDM membrane (min. 100mm lap onto waterproofing)
- ⑥  **Proteus Pro-Therm Inverted Roof Insulation**
- ⑦  **Proteus Pro-Therm Low-K** separation layer
- ⑧  Slot drain by others
- ⑨  Paving slabs on pedestals (by others - meeting 2000/553/EC)



Proteus Waterproofing Ltd.

21a Sirdar Road,
Brook Road Industrial Estate,
Rayleigh, Essex, SS6 7XF

Tel: +44 (0)1268 777871

W: www.proteuswaterproofing.co.uk

E: office@proteuswaterproofing.co.uk

All components are to be prepared and installed in strict accordance with **Proteus Project Specification**

Notes :

This drawing is solely intended to illustrate the correct application of Proteus Waterproofing Ltd's products and systems. All other elements bearing reference to structural and/or thermal design within the detail are shown indicatively and should not be used in whole or part for any aspect of project design without consulting the relevant authorities.
















For refurbishment projects, all aspects of the existing roof are deemed to be fully compliant with BS 6229 (Code of practice for flat roofs with continuously supported coverings) or improved upon for instances where these standards are not met.

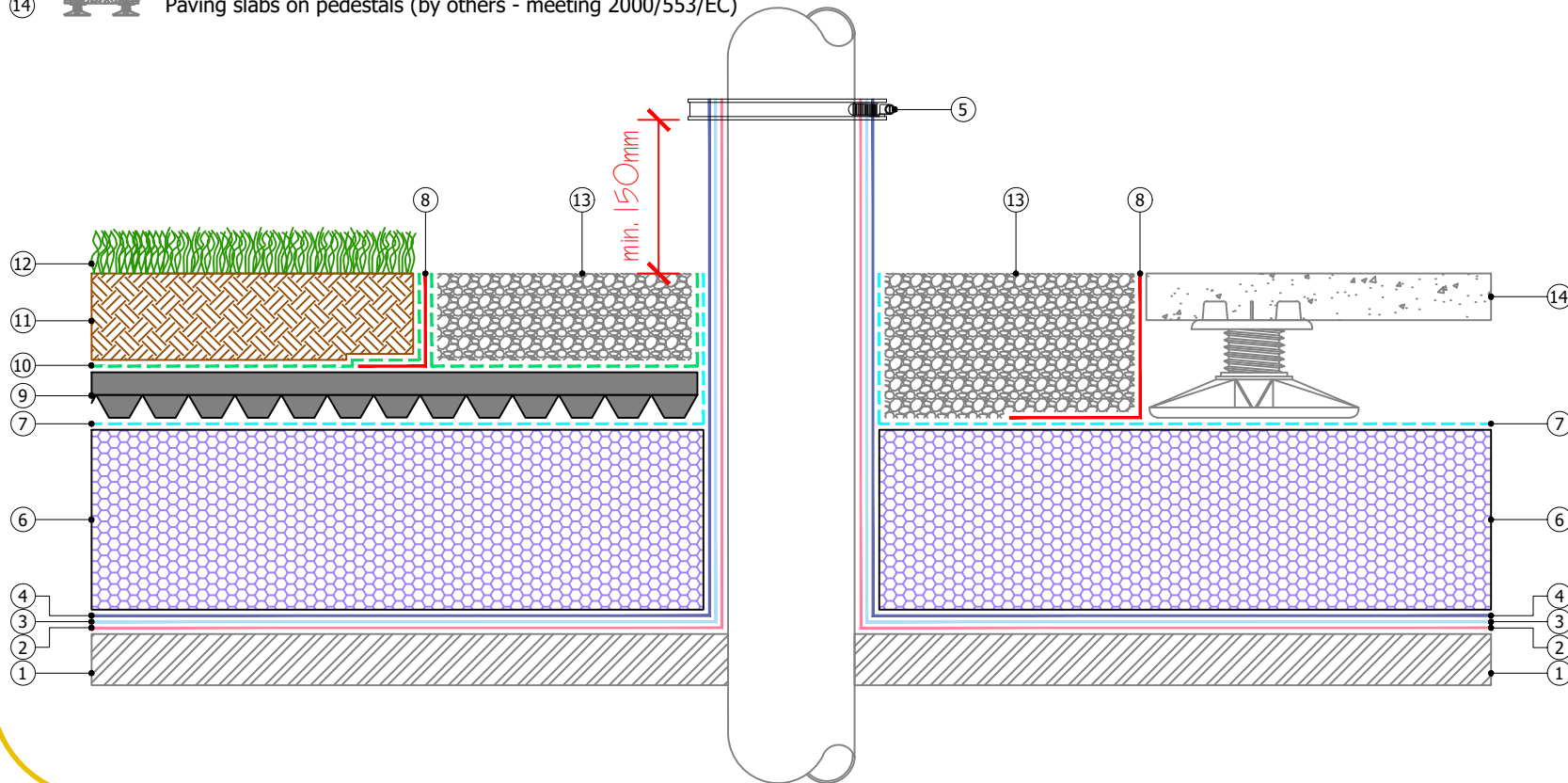
© This drawing is the copyright of Proteus Waterproofing Ltd.

Drawing No.:		Roof Type:
SD_PBWLO_INVERTED_09		Inverted
Description:		
Level Threshold (New) - EPDM		
Scale:	Drawn:	Date:
NTS	W.Harding	18/07/2024

Proteus Pro-BW® LO



- ①  Substrate
- ②  Timber substrate: **Proteus Pro-Vapour Control/Carrier Membrane SA** and **Proteus Pro-Prime® SA**
- ②  Concrete/Asphalt/Felt substrate: **Proteus Pro-BW® Primer**
- ③  **Proteus Pro-BW® LO Resin** base coat with embedded **Proteus Pro-Force 450** reinforcement
- ④  **Proteus Pro-BW® LO Resin** top coat
- ⑤  Jubilee Clip (by others)
- ⑥  **Proteus Pro-Therm Inverted Roof Insulation**
- ⑦  **Proteus Pro-Therm Low-K** separation layer
- ⑧  **Proteus Pro-Living® Drainage Trim**
- ⑨  **Proteus Pro-Living® Drainage Board**
- ⑩  **Proteus Pro-Living® Filter Fleece**
- ⑪  **Proteus Pro-Living® Substrate** (min. 80mm settled depth)
- ⑫  **Proteus Pro-Living® Pre-Grown vegetation blanket, plug plants or cuttings/seeds**
- ⑬  **Gravel ballast** (meeting 2000/553/EC)
- ⑭  **Paving slabs on pedestals** (by others - meeting 2000/553/EC)



Proteus Waterproofing Ltd.

21a Sirdar Road,
Brook Road Industrial Estate,
Rayleigh, Essex, SS6 7XF

Tel: +44 (0)1268 777871

W: www.proteuswaterproofing.co.uk

E: office@proteuswaterproofing.co.uk

All components are to be prepared and installed in strict accordance with Proteus Project Specification

Notes :














This drawing is solely intended to illustrate the correct application of Proteus Waterproofing Ltd's products and systems. All other elements bearing reference to structural and/or thermal design within the detail are shown indicatively and should not be used in whole or part for any aspect of project design without consulting the relevant authorities.

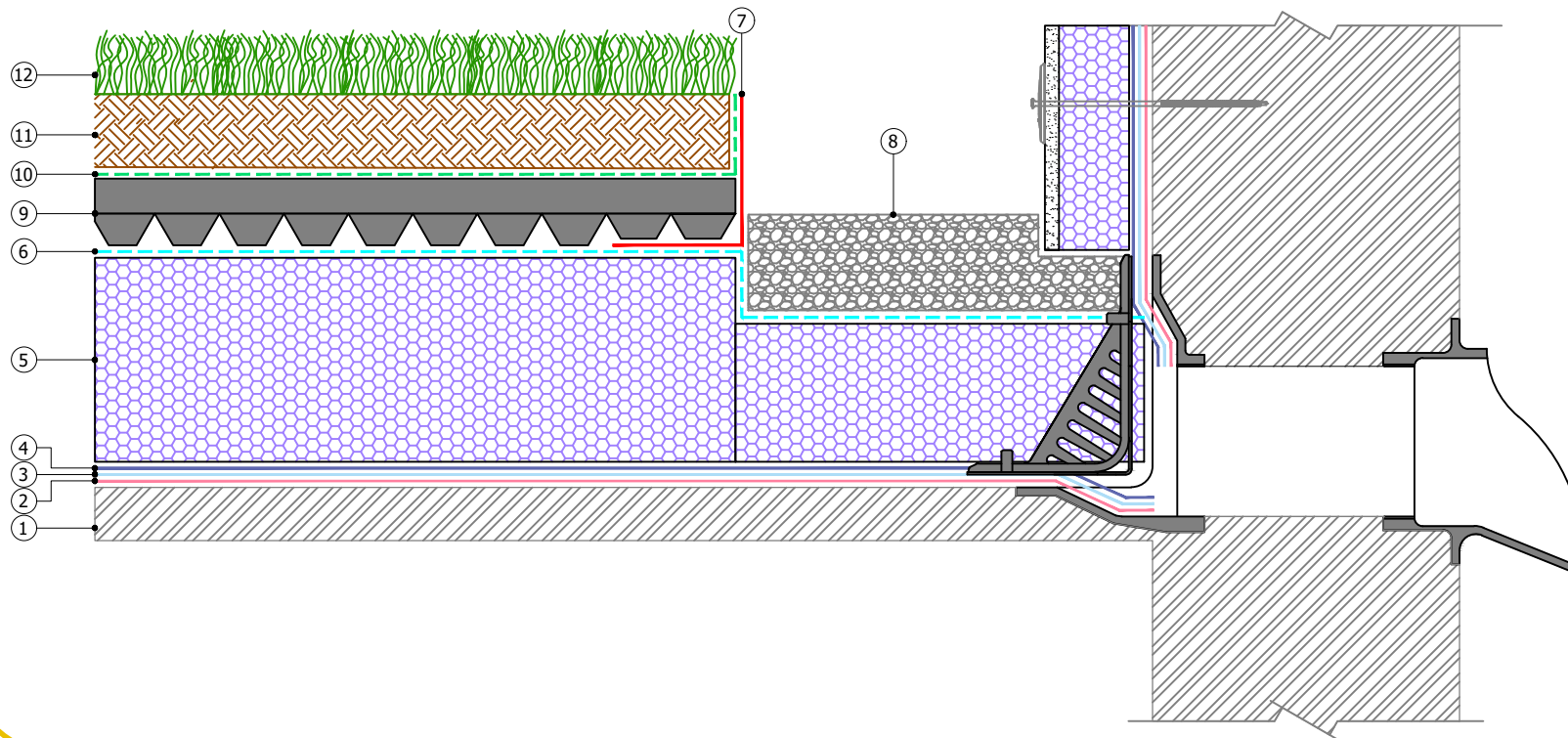
For refurbishment projects, all aspects of the existing roof are deemed to be fully compliant with BS 6229 (Code of practice for flat roofs with continuously supported coverings) or improved upon for instances where these standards are not met.

© This drawing is the copyright of Proteus Waterproofing Ltd.

Drawing No.:		Roof Type:
SD_PBWLO_INVERTED_10		Inverted
Description:		
Cold Pipe Penetration		
Scale:	Drawn:	Date:
NTS	W.Harding	18/07/2024



- ①  Substrate
- ②  Timber substrate: **Proteus Pro-Vapour Control/Carrier Membrane SA** and **Proteus Pro-Prime® SA**
- ②  Concrete/Asphalt/Felt substrate: **Proteus Pro-BW® Primer**
- ③  **Proteus Pro-BW® LO Resin** base coat with embedded **Proteus Pro-Force 450** reinforcement
- ④  **Proteus Pro-BW® LO Resin** top coat
- ⑤  **Proteus Pro-Therm Inverted Roof Insulation**
- ⑥  **Proteus Pro-Therm Low-K** separation layer
- ⑦  **Proteus Pro-Living® Drainage Trim**
- ⑧  **Gravel ballast** (meeting 2000/553/EC)
- ⑨  **Proteus Pro-Living® Drainage Board**
- ⑩  **Proteus Pro-Living® Filter Fleece**
- ⑪  **Proteus Pro-Living® Substrate** (min. 80mm settled depth)
- ⑫  **Proteus Pro-Living® Pre-Grown vegetation blanket, plug plants or cuttings/seeds**



Proteus Waterproofing Ltd.

21a Sirdar Road,
Brook Road Industrial Estate,
Rayleigh, Essex, SS6 7XF

Tel: +44 (0)1268 777871

W: www.proteuswaterproofing.co.uk

E: office@proteuswaterproofing.co.uk

All components are to be prepared and installed in strict accordance with **Proteus Project Specification**

Notes :

This drawing is solely intended to illustrate the correct application of Proteus Waterproofing Ltd's products and systems. All other elements bearing reference to structural and/or thermal design within the detail are shown indicatively and should not be used in whole or part for any aspect of project design without consulting the relevant authorities.














For refurbishment projects, all aspects of the existing roof are deemed to be fully compliant with BS 6229 (Code of practice for flat roofs with continuously supported coverings) or improved upon for instances where these standards are not met.

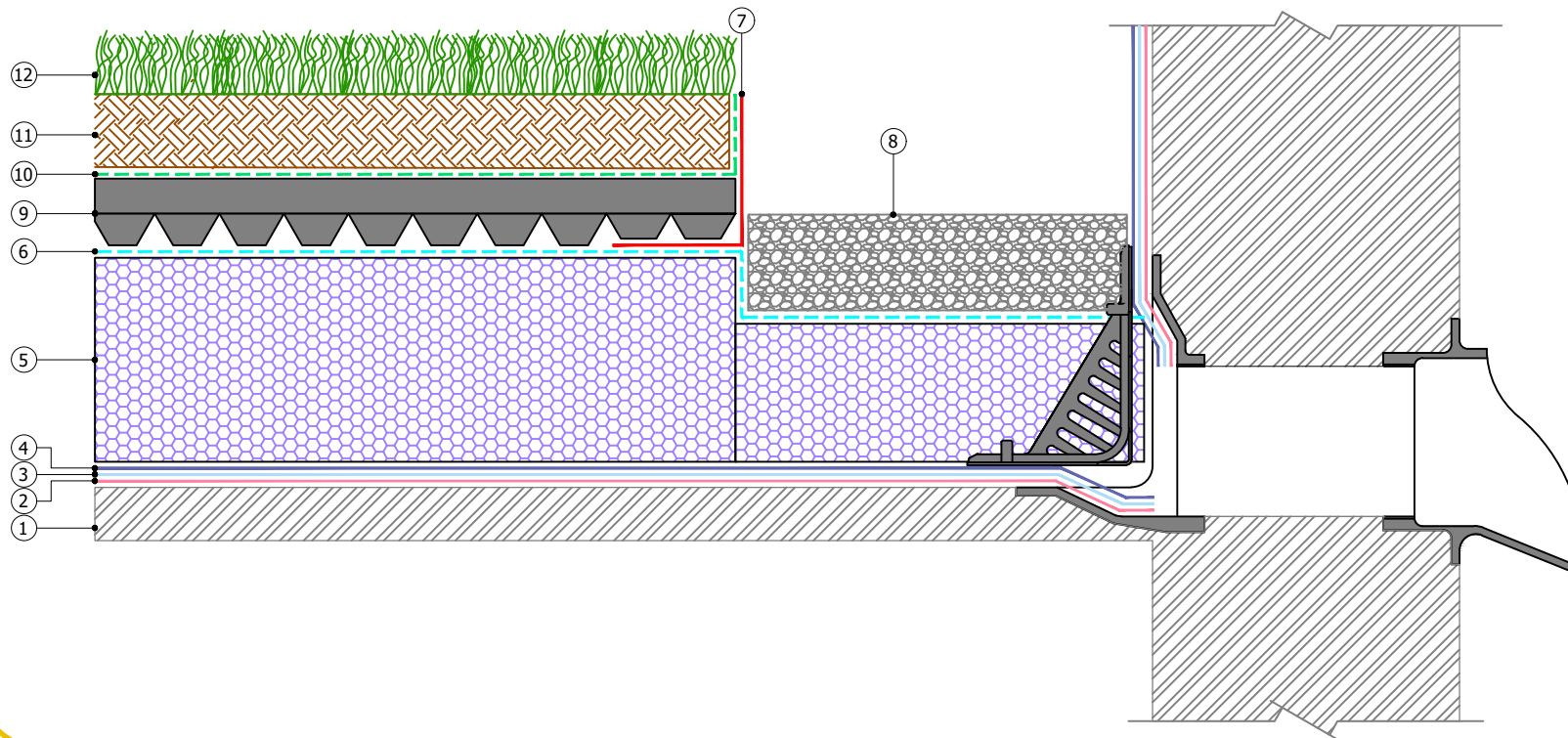
© This drawing is the copyright of Proteus Waterproofing Ltd.

Drawing No.:		Roof Type:
SD_PBWLO_INVERTED_11		Inverted
Description:		
Insulated Parapet Gutter		
Scale:	Drawn:	Date:
NTS	W.Harding	18/07/2024

Proteus Pro-BW® LO



- ①  Substrate
- ②  Timber substrate: **Proteus Pro-Vapour Control/Carrier Membrane SA** and **Proteus Pro-Prime® SA**
- ②  Concrete/Asphalt/Felt substrate: **Proteus Pro-BW® Primer**
- ③  **Proteus Pro-BW® LO Resin** base coat with embedded **Proteus Pro-Force 450** reinforcement
- ④  **Proteus Pro-BW® LO Resin** top coat
- ⑤  **Proteus Pro-Therm Inverted Roof Insulation**
- ⑥  **Proteus Pro-Therm Low-K** separation layer
- ⑦  **Proteus Pro-Living® Drainage Trim**
- ⑧  **Gravel ballast** (meeting 2000/553/EC)
- ⑨  **Proteus Pro-Living® Drainage Board**
- ⑩  **Proteus Pro-Living® Filter Fleece**
- ⑪  **Proteus Pro-Living® Substrate** (min. 80mm settled depth)
- ⑫  **Proteus Pro-Living® Pre-Grown vegetation blanket, plug plants or cuttings/seeds**



Proteus Waterproofing Ltd.

21a Sirdar Road,
Brook Road Industrial Estate,
Rayleigh, Essex, SS6 7XF

Tel: +44 (0)1268 777871

W: www.proteuswaterproofing.co.uk

E: office@proteuswaterproofing.co.uk

All components are to be prepared and installed in strict accordance with **Proteus Project Specification**

Notes :

This drawing is solely intended to illustrate the correct application of Proteus Waterproofing Ltd's products and systems. All other elements bearing reference to structural and/or thermal design within the detail are shown indicatively and should not be used in whole or part for any aspect of project design without consulting the relevant authorities.















For refurbishment projects, all aspects of the existing roof are deemed to be fully compliant with BS 6229 (Code of practice for flat roofs with continuously supported coverings) or improved upon for instances where these standards are not met.

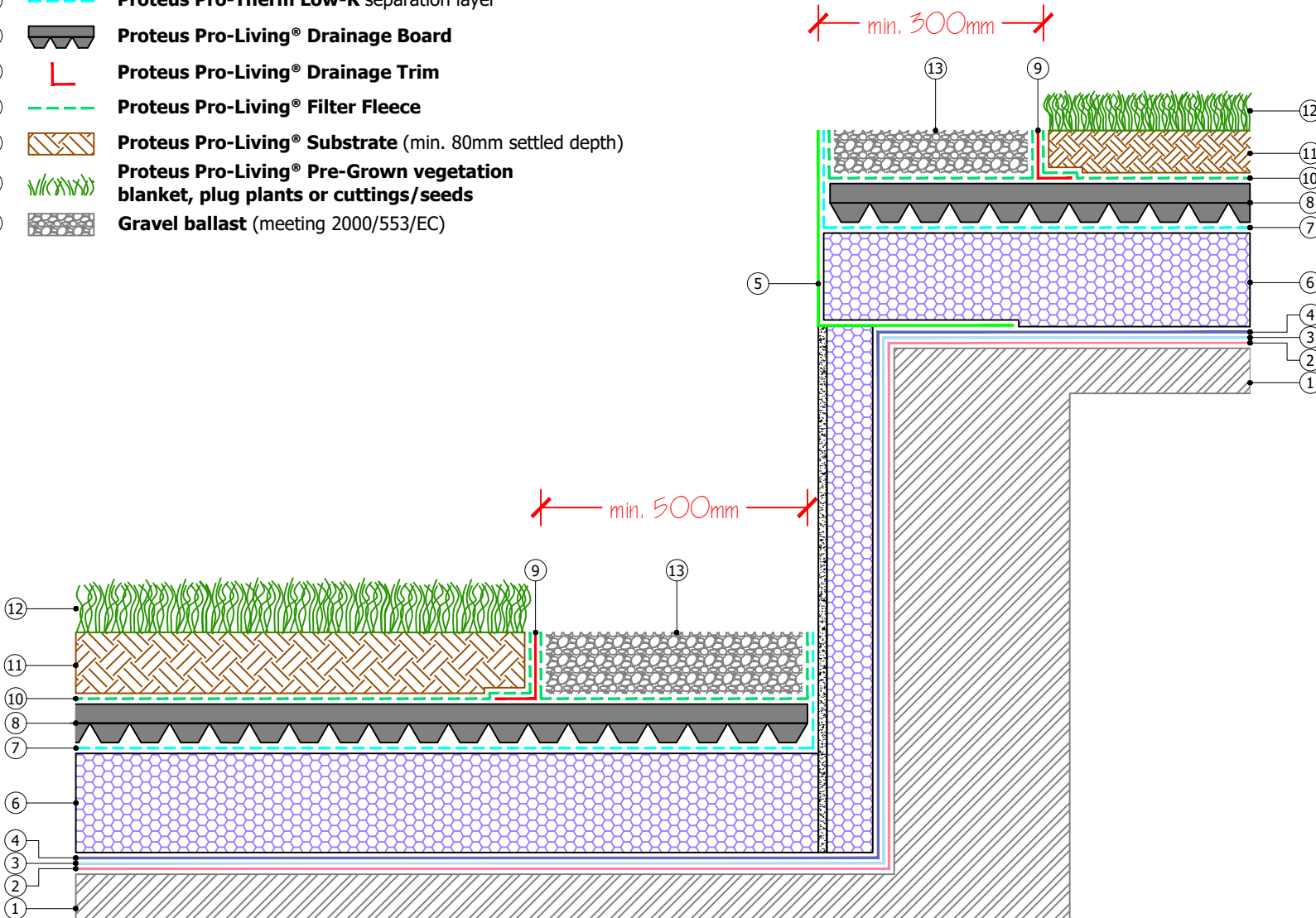
© This drawing is the copyright of Proteus Waterproofing Ltd.

Drawing No.:		Roof Type:
SD_PBWLO_INVERTED_12		Inverted
Description:		
Uninsulated Parapet Outlet		
Scale:	Drawn:	Date:
NTS	W.Harding	18/07/2024

Proteus Pro-BW® LO



- ①  Substrate
- ②  Timber substrate: **Proteus Pro-Vapour Control/Carrier Membrane SA** and **Proteus Pro-Prime® SA**
- ②  Concrete/Asphalt/Felt substrate: **Proteus Pro-BW® Primer**
- ③  **Proteus Pro-BW® LO Resin** base coat with embedded **Proteus Pro-Force 450** reinforcement
- ④  **Proteus Pro-BW® LO Resin** top coat
- ⑤  Metal Angle (by others)
- ⑥  **Proteus Pro-Therm Inverted Roof Insulation**
- ⑦  **Proteus Pro-Therm Low-K** separation layer
- ⑧  **Proteus Pro-Living® Drainage Board**
- ⑨  **Proteus Pro-Living® Drainage Trim**
- ⑩  **Proteus Pro-Living® Filter Fleece**
- ⑪  **Proteus Pro-Living® Substrate** (min. 80mm settled depth)
- ⑫  **Proteus Pro-Living® Pre-Grown vegetation blanket, plug plants or cuttings/seeds**
- ⑬  **Gravel ballast** (meeting 2000/553/EC)



Proteus Waterproofing Ltd.

21a Sirdar Road,
Brook Road Industrial Estate,
Rayleigh, Essex, SS6 7XF

Tel: +44 (0)1268 777871

W: www.proteuswaterproofing.co.uk

E: office@proteuswaterproofing.co.uk

All components are to be prepared and installed in strict accordance with Proteus Project Specification

Notes :

This drawing is solely intended to illustrate the correct application of Proteus Waterproofing Ltd's products and systems. All other elements bearing reference to structural and/or thermal design within the detail are shown indicatively and should not be used in whole or part for any aspect of project design without consulting the relevant authorities.

For refurbishment projects, all aspects of the existing roof are deemed to be fully compliant with BS 6229 (Code of practice for flat roofs with continuously supported coverings) or improved upon for instances where these standards are not met.

© This drawing is the copyright of Proteus Waterproofing Ltd.

Drawing No.:		Roof Type:
SD_PBWLO_INVERTED_13		Inverted
Description:		
Roof Transition		
Scale:	Drawn:	Date:
NTS	W.Harding	18/07/2024

Proteus Pro-BW® LO

